



Oil & Gas Solutions



Connecting Power to Your World®



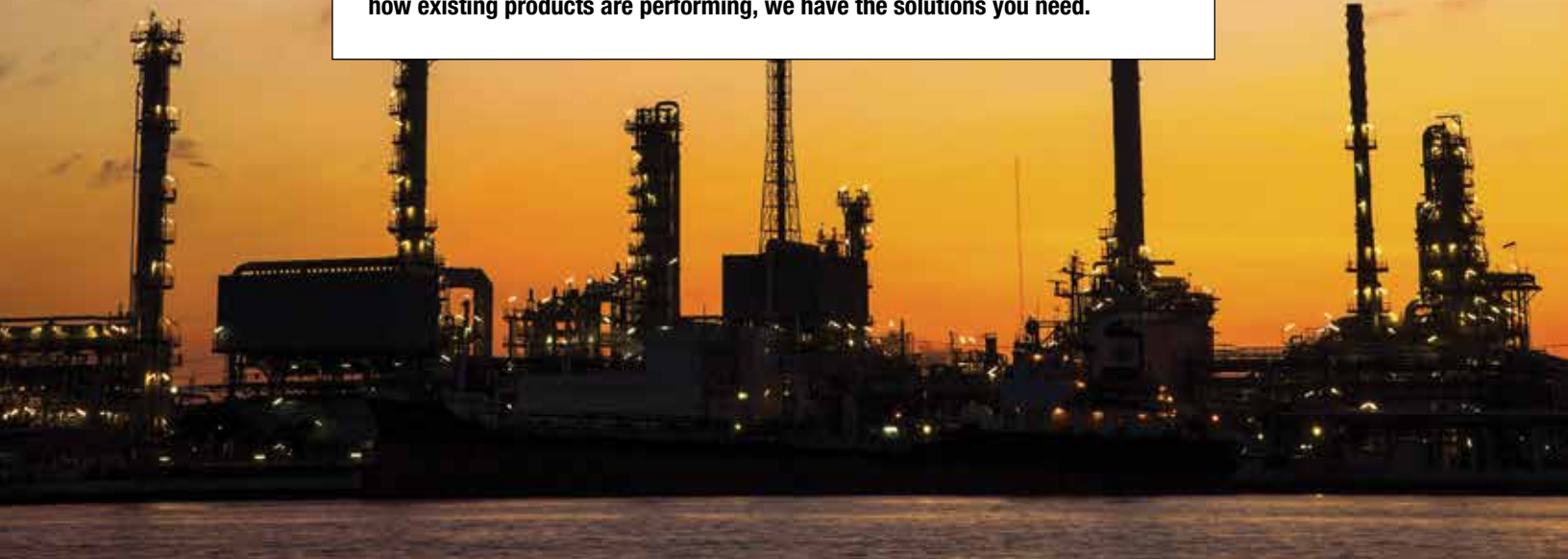
The Power of Experience and Dedication

The world's economy depends on a continuous supply of petroleum products. To help keep this supply chain flowing, BURNDY has a connector for power generation, distribution, grounding, motor connections and every other electrical application found in an oil and gas facility.

All BURNDY® products are engineered to stand up to the harsh conditions found in production, petroleum refining and petrochemical processing operations—ensuring continued safety, reliability and efficiency.

About Us

With corporate headquarters in Manchester, New Hampshire, BURNDY employs more than 1,200 employees, including more than 125 BURNDY® Factory Direct Sales Representatives and top manufacturing representatives. We staff manufacturing sites throughout New England, the American Midwest and Canada, plus a distribution center in New Hampshire. As a global company, we have offices in Mexico, Brazil and Canada in addition to our engineering and marketing business units in India. We also have 20 fully equipped demonstration trucks in the United States, Canada and Mexico. **Whether you're looking for information about the products you plan to install or how existing products are performing, we have the solutions you need.**





Products for Oil & Gas Applications

Product Grouping	MRO	Project Job	New Plant	Substation
HYGROUND® Compression Grounding	•	•	•	•
BURNDYWeld® Exothermic Grounding	•	•	•	•
Mechanical Grounding	•	•	•	•
Installation Tooling	•	•	•	•
HYDENT™ Compression Connectors	•	•	•	•
SERVIT™ Split Bolt Connectors	•	•	•	•
Mechanical Connectors	•	•	•	•
Flexible Braid	•	•	•	•
Substation Connectors				•
Heat Shrink	•	•	•	•
PENETROX™ Oxide Inhibitor	•	•	•	•
UNIRAP™ Cable Ties	•	•	•	•
DURIUM™ Hardware	•	•	•	•
BusBar	•	•	•	•
GC-CT Cable Tray Ground Clamp		•	•	

Mechanical Options

Ideal for the oil and gas industry, these connectors are widely used and highly respected as reliable options in heavy duty applications.

Type GC-CT

This unique connector is made of tin-plated, cast-copper alloy; accommodates one or two conductors; and has a low profile head and a ribbed-neck galvanized-steel bolt that prevents rotation during installation. The connector is UL Listed for copper conductor.



Type KC, K2C

Featuring one-wrench installation, the SERVIT POST™ connector is designed to ground one or two cables to steel structures, fence posts or transformers. It's also used to tap one or two cables from bus bar.



Type GAR

Approved for direct burial, the type GAR connector is made of a high copper alloy-cast body supplied with DURIUM™ silicon bronze U-bolts, nuts and lock washers. The type GAR connector is designed for copper cable connections and fence post grounding connections that are parallel or 90 degrees.



Braid

Braid Assemblies are used when a standard conductor (code cable or even welding cable) is not flexible enough to serve as a ground conductor or in full power applications.



HYDENT™ Compression


BURNDY® HYDENT™ uninsulated copper and aluminum compression terminals are designed to provide a fast and easy installation. As part of the BURNDY® Engineered System, HYDENT™ connectors are marked with the wire size and type; die index; color coding; and the proper number and location of crimps. Once properly installed, the BURNDY® connector is embossed with the die number, making it easy to visually inspect.



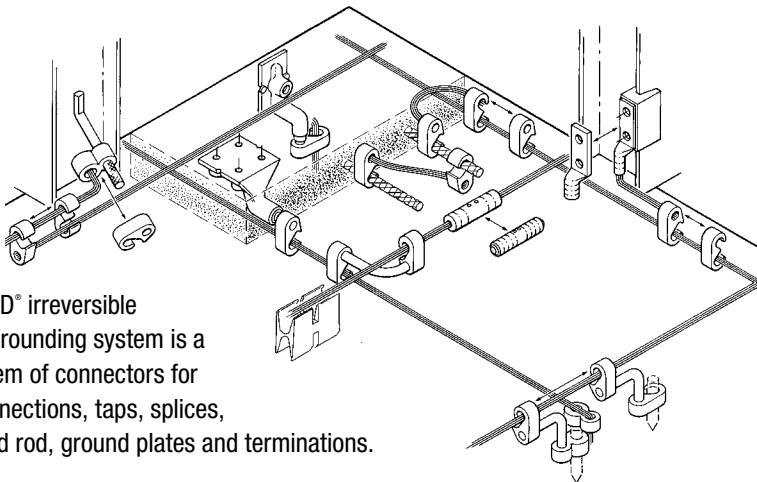
HYGROUND® Compression Grounding

HYGROUND® meets the most stringent safety and performance requirements, including OSHA, UL97, UL467 and IEEE 837, and is approved for direct burial. Unlike exothermic methods, HYGROUND® installations do not require a hot work permit.

All HYGROUND® connectors can be installed in any type of weather in less than three minutes. The HYGROUND® system is known for its top quality and long-term performance.



HYGROUND® Irreversible Compression Grounding System



The HYGROUND® irreversible compression grounding system is a complete system of connectors for cross-grid connections, taps, splices, cable to ground rod, ground plates and terminations.

Class & Division

Class	Hazardous Material in Surrounding Atmosphere
I	Hazardous because flammable gases or vapors are present in the air in quantities sufficient to produce explosive or ignitable mixtures.
II	Hazardous because combustible or conductive dusts are present.
III	Hazardous because ignitable fibers or combustible dust are present, but not likely to be in suspension in sufficient quantities to produce ignitable mixtures—typical wood chips, cotton, flax and nylon. Group classifications are not applied to this Class.

Division	Hazardous Material in Surrounding Atmosphere
I	The substance referred to by class is present during normal conditions.
II	The substance referred to by class is present only in abnormal conditions, such as a container failure or system breakdown.

Code Considerations for Oil & Gas Production/Handling Facilities

Safety is the number one priority of the management of every oil and gas refining operation in the US. Petroleum distillates are by nature flammable and potentially explosive. The NEC and NFPA have released specific guidelines (codes) to be strictly followed when installing or maintaining equipment where it is possible that a hazardous atmosphere exists. It is important to understand the basic language of the applicable codes and how they apply to connectors and installation tooling.

Sources of Ignition

Every caution is taken within a refinery to prevent any source of ignition of a hazardous or flammable material. All electrical splices and terminations made in a Class I, Division I location must be insulated or contained in an explosion proof device in order to prevent heat or spark that could create ignition.

Portable Electrical Equipment

Portable electrical equipment, including BURNDY® installation tools and pumps, used in a Class I, Division I location must be insulated or constructed of a material that will not produce sparks if the equipment is dropped.



Installation Tooling

BURNDY® tooling delivers a key component in creating a conforming electrical connection while still providing users with an ergonomic and reliable design along with safe crimping and cutting capabilities.

Every one of our products is engineered to exceed industry standards and provide exceptional safety and reliability.



Trust the BURNDY® Engineered System

The BURNDY® Engineered System of coordinating dies, connectors and tools are designed to work together and engineered to meet stringent, accepted quality standards.



www.burndy.com | 1-800-346-4175

Customer Service Department

7 Aviation Park Drive
Londonderry, NH 03053
1-800-346-4175
1-603-647-5299 (International)

Canada

1-800-361-6975 (Quebec)
1-800-387-6487 (All other provinces)

Mexico

011-52-722-265-4400

Brazil

011-55-11-5515-7225

Tool Service Center

Littleton Industrial Park
Littleton, NH 03561
1-800-426-8720



Connecting Power to Your World®

